



Naviance Overview for Parents





NAVIANCE

by HOBSONS

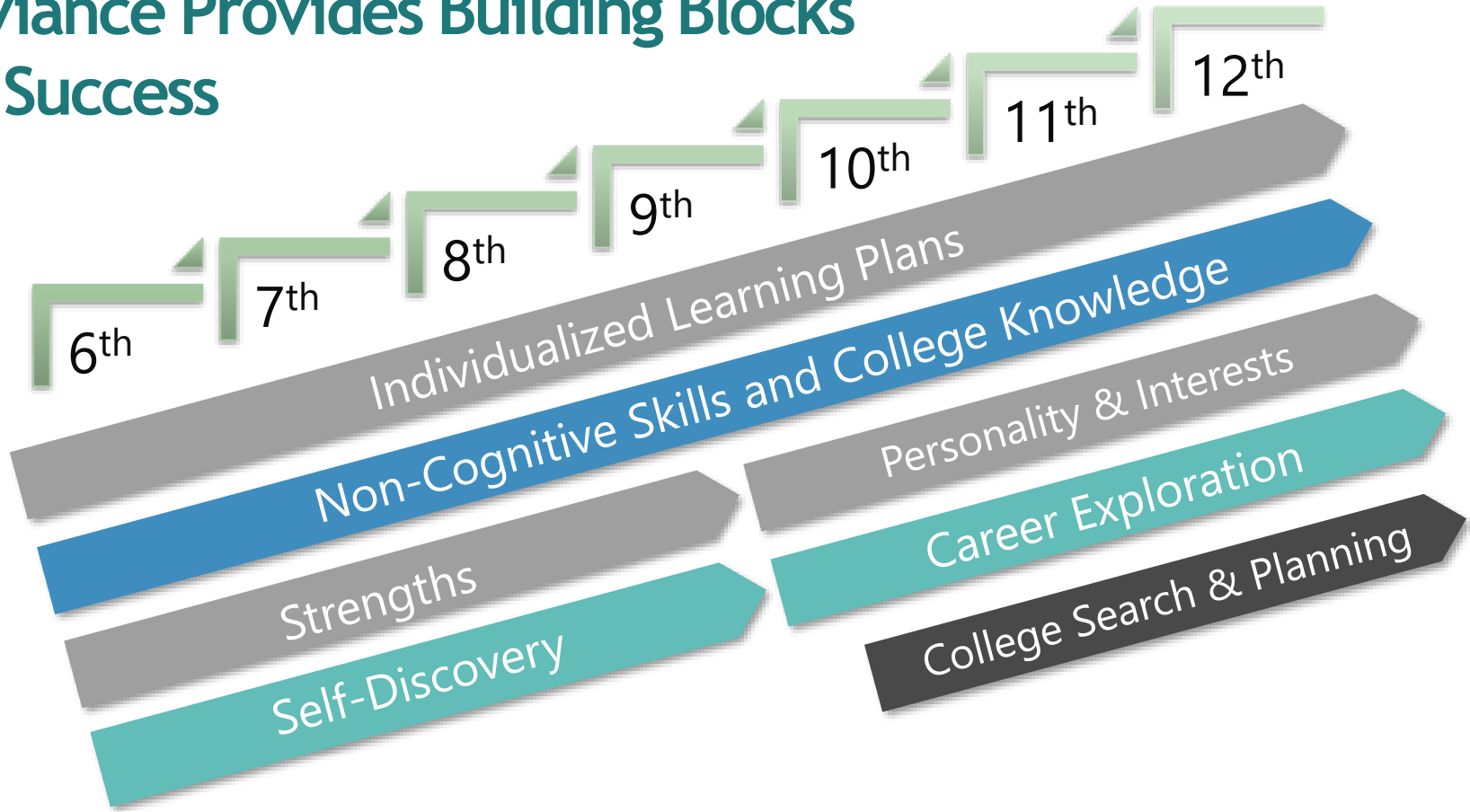
College and career readiness for all





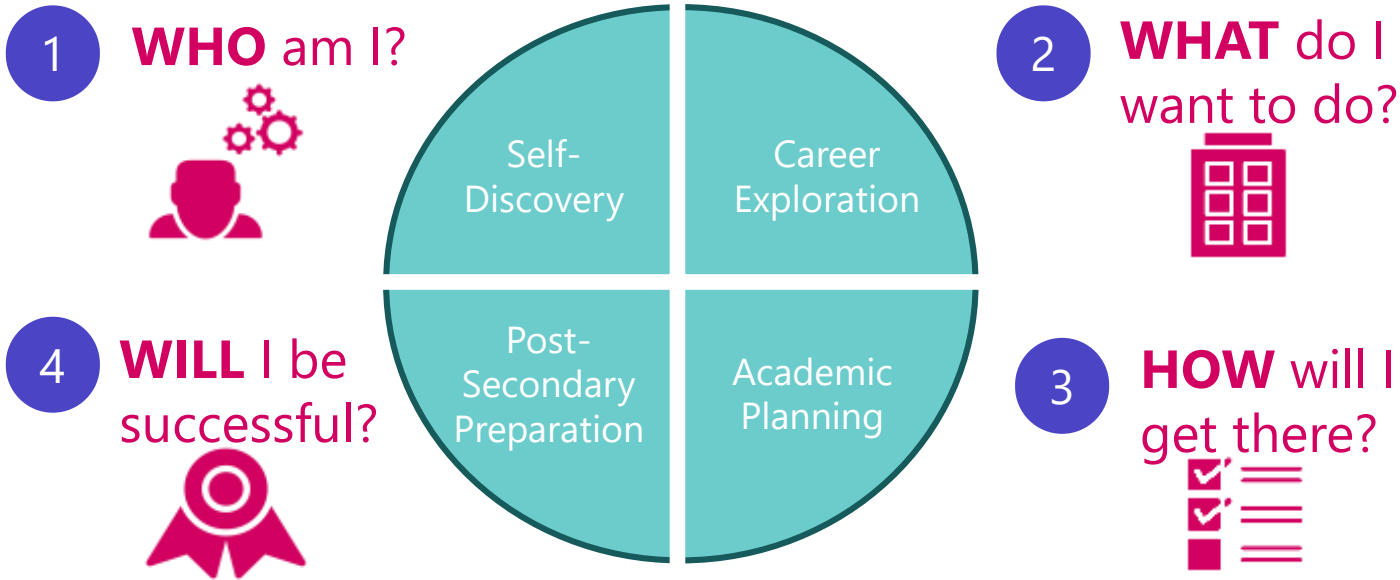
What Is Naviance and Why Do We Use It?

Naviance Provides Building Blocks for Success

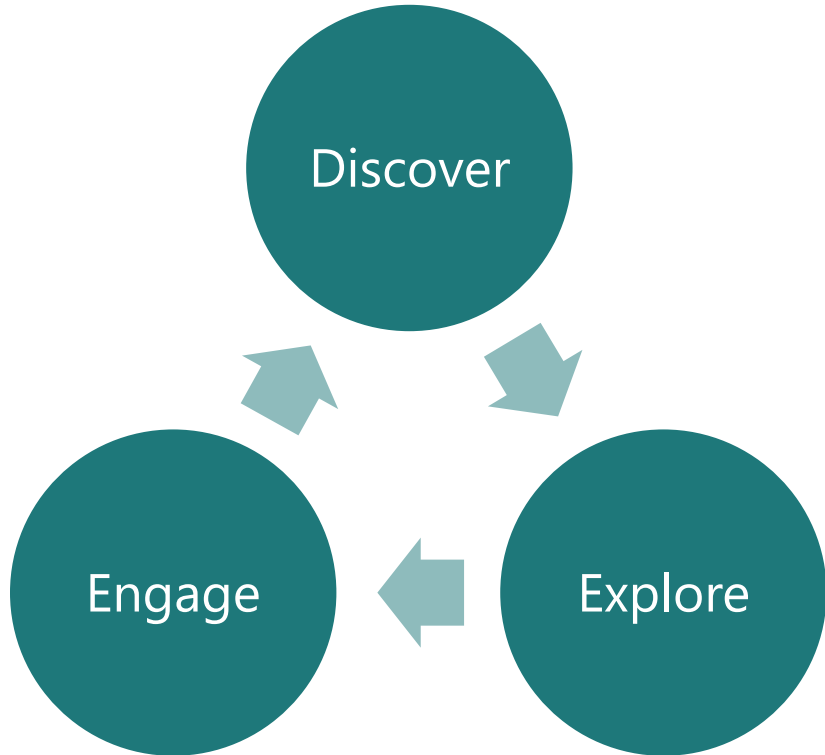


Guiding Students to Post-Secondary Success

Student lifecycle



Discover, Explore, and Engage!




Naviance offers students a comprehensive set of tools to help them:

Discover personal skills and areas of interest.

Explore career and college options that best match those skills.

Engage in a personalized action plan for meeting post-secondary goals.

A young woman with long dark hair, wearing a green t-shirt, is looking down at an open book she is holding. She is standing in front of a large, multi-story university building with a prominent dome and arched windows. The scene is outdoors with green trees and a lawn. On the left side of the image, there is a large, colorful abstract graphic with yellow, blue, and pink shapes and black outlines. The text "Intro to CCSD Scope & Sequence" is overlaid in white on the center of the image.

Intro to CCSD Scope & Sequence

Cobb County Naviance Scope & Sequence (Grades 9 – 10)

GRADE 9				
Activity	Completion Trigger	Data Point(s)	BRIDGE Law Alignment	CCLR Alignment
9 th Grade Dual Enrollment Survey	<ul style="list-style-type: none"> Students will complete the Dual Enrollment Survey 	<ul style="list-style-type: none"> % of students who understand what dual enrollment options are available to them 	<ul style="list-style-type: none"> Students will receive notification of the Georgia Dual Enrollment program information by February 1st of each year 	Transition Skills
Complete Career Cluster Finder & Save 3 Careers in their Career Profile	<ul style="list-style-type: none"> Students will complete the Career Cluster Finder Students will save at least three careers 	<ul style="list-style-type: none"> % of students completing the Career Cluster Finder % of students who identify 3 careers of interest 	<ul style="list-style-type: none"> 9th graders will explore at least three (3) Careers/ Occupations and save the results in their electronic career profile 	Career Knowledge

GRADE 10				
Activity	Completion Trigger	Data Point(s)	BRIDGE Law Alignment	CCLR Alignment
Complete Career Interest Profiler and Save 3 Careers to their Career Profile	<ul style="list-style-type: none"> Students will complete the Career Interest Profilers Students will save three careers 	<ul style="list-style-type: none"> % of students who complete Career Interest Profiler % of students who identify careers of interest Top careers of interest 	<ul style="list-style-type: none"> 10th graders will complete a career interest and aptitude inventory 	Career Knowledge Transition Skills
10 th Grade Dual Enrollment Survey	<ul style="list-style-type: none"> Students will complete the Dual Enrollment Interest Survey 	<ul style="list-style-type: none"> % of students who indicate an interest in taking dual enrollment courses % of students who understand what dual enrollment options are available to them 	<ul style="list-style-type: none"> Students will receive notification of the Georgia Dual Enrollment program information by February 1st of each year 	Transition Skills Academic Skills

Cobb County Naviance Scope & Sequence (Grades 11 – 12)

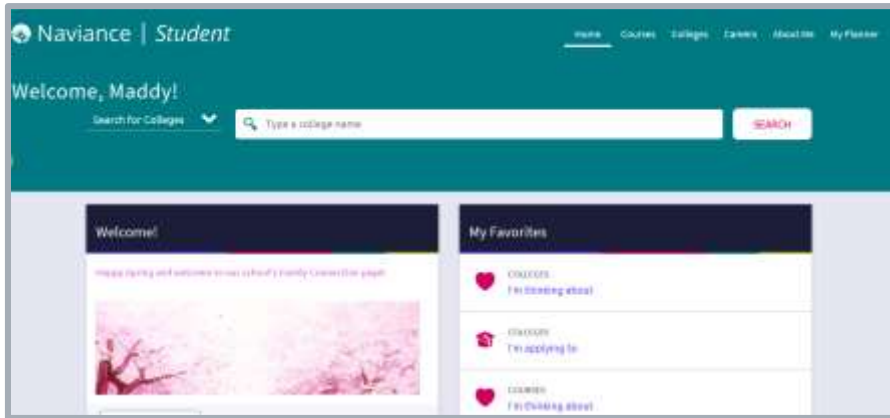
GRADE 11				
Activity	Completion Trigger	Data Point(s)	BRIDGE Law Alignment	CCLR Alignment
Complete 11 th Grade GA Bridge Law Survey	<ul style="list-style-type: none"> Students will complete the 11th Grade GA Bridge Law Survey to document that they've learned about Workforce Development Initiatives & Dual Enrollment and document three possible post-secondary plans 	<ul style="list-style-type: none"> Students identifying three possible post-secondary options to pursue after high school % of students who understand what dual enrollment options are available to them % of students who have researched local workforce development initiatives 	<ul style="list-style-type: none"> 11th graders will save three possible choices of postsecondary options in their career profile Students will receive notification of the Georgia Dual Enrollment program information by February 1st of each year 11th graders will research at least one additional state or local workforce development initiative, such as "High Demand Careers Initiative," "HOPE Career Grant," "Trade Skills Initiative" or any other local or state workforce needs for your county/ region of GA. 	<p>Transition Skills Academic Skills Career Knowledge</p>
Complete SuperMatch College Search and add 3 colleges of interest to "Colleges I'm Thinking About" list	<ul style="list-style-type: none"> Students will complete a SuperMatch search Students will save three college options 	<ul style="list-style-type: none"> % of students who add at least three colleges of interest to "Colleges I'm Thinking About" list and/or 3 careers to their list. 	<ul style="list-style-type: none"> 11th graders will save three possible choices of postsecondary options in their career profile 	<p>College Knowledge</p>
GRADE 12				
Activity	Completion Trigger	Data Point(s)	BRIDGE Law Alignment	CCLR Alignment
Complete Senior Bridge Law Activity	<ul style="list-style-type: none"> Students will complete the Senior Bridge Law Activity 	<ul style="list-style-type: none"> % of students with identified postsecondary path 	<ul style="list-style-type: none"> 12th grades will complete "Next Step" information as saved to their electronic career portfolio: 4-year institution, 2-year institution, apprenticeship, military, technical college, special 	<p>Transition Skills</p>

Naviance Student Demo

HOBSONS 

What's Next?

Encourage your students to log into Naviance!

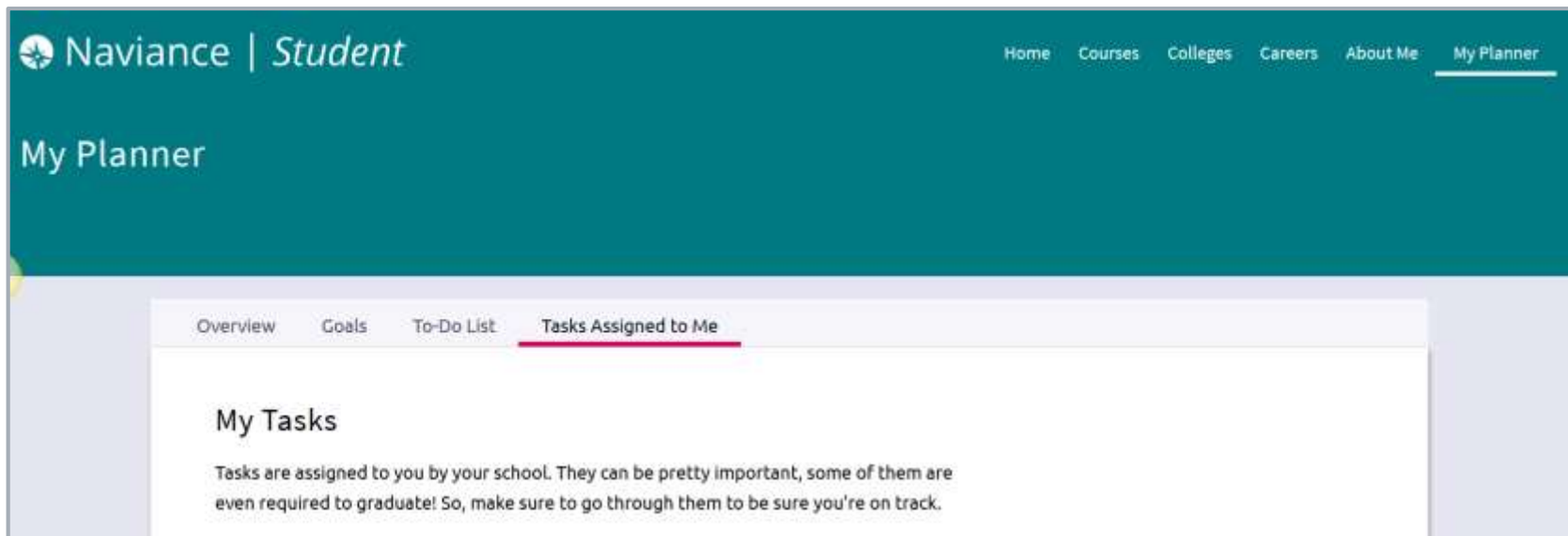


Students access their Naviance accounts by logging in with their CCSD credentials



What's Next?

Check out your student's assigned tasks in the My Planner tab.



The screenshot displays the Naviance Student interface. At the top left, the logo reads "Naviance | Student". On the top right, a navigation menu includes "Home", "Courses", "Colleges", "Careers", "About Me", and "My Planner", with "My Planner" being the active tab. Below the header, the page title "My Planner" is visible. A secondary navigation bar contains "Overview", "Goals", "To-Do List", and "Tasks Assigned to Me", with "Tasks Assigned to Me" highlighted by a red underline. The main content area is titled "My Tasks" and contains the following text: "Tasks are assigned to you by your school. They can be pretty important, some of them are even required to graduate! So, make sure to go through them to be sure you're on track."

What's Next?

Parents should have received an email with your registration code and instructions for logging in. Ask your student's counselor if you have questions!

